


Republic of the Philippines  
GUIMBA WATER DISTRICT  
DAILY CHLORINE DIOXIDE RESIDUAL MONITORING REPORT  
AUGUST 16-31, 2020


SAMPLING LOCATION	DAYS OF THE MONTH ( Residual =PPM/ Time of Sampling)																REMARKS
	16	17	18	19	20	21	22	23	24	25	26	27	28	29	30	31	
MATURANOC PUMPING STATION	0.34 10:48AM																1
STA. CRUZ		0.21 11:38AM															4
STA. LUCIA			0.20 1:16PM														4
PARTIDA				0.22 1:00PM													4
BACAYAO BOOSTER PUMPING STATION					0.33 9:30AM												3
SAN MARCELINO						0.20 10:48AM											4
ESCANO							0.21 1:45PM										4
BACAYAO PUMPING STATION								0.31 8:17AM									1
CABALLERO									0.25 11:00AM								4
FAIGAL										0.25 0:16AM							4
BALINGOG EAST											0.22 2:51PM						4
CAMIING												0.23 10:02AM					4
ST.JOHN													0.28 9:30AM				4
MANACSAC														0.27 2:43PM			4
SAN ANDRES PUMPING STATION															0.32 6:20AM		1
BANTUG PUMPING STATION																0.32 3:00PM	1

DAILY SAMPLING: (1) Nearest point from every water source where full chlorination has been obtained (2) Nearest point of every distribution dead-end (3) nearest point reservoir outlet (4) Concessionaire's Tap  
RESIDUAL SAMPLERS:

REVIEWED By:

CERTIFIED By:

  
FRANCIS E. ESQUIVEL  
DIVISION MANAGER B-ENGINEERING

  
RAUDERICK A. RAMOS  
SR. WATER MAINTENANCE MAN-A

  
ROMMEL G. GRAGASIN  
DIVISION MANAGER B-PRODUCTION

  
ENGR. FELIXBERTO C. LEGARDA  
GENERAL MANAGER

Republic of the Philippines  
GUIMBA WATER DISTRICT  
DAILY CHLORINE DIOXIDE RESIDUAL MONITORING REPO  
AUGUST 1-15, 2020


SAMPLING LOCATION	DAYS OF THE MONTH (Residual =PPM/ Time of Sampling)															REMARKS
	1	2	3	4	5	6	7	8	9	10	11	12	13	14	15	
SAN MARCELINO	0.23 2:58PM															4
STA. VERONICA PUMPING STATION		0.33 8:15AM														1
SAN MIGUEL			0.21 10:18AM													4
BALINGOG EAST				0.22 9:41AM												4
SAN ROQUE PUMPING STATION					0.34 9:00AM											1
BUNOL						0.23 3:28PM										4
SAN AGUSTIN							0.22 3:15PM									4
TAMPAC 2-3 PUMPING STATION								0.32 10:49AM								1
BANITAN									0.23 9:21AM							4
SAN BERNARDINO										0.20 9:26AM						4
LENNEC											0.20 10:28AM					4
SAN RAFAEL PUMPING STATION												0.34 1:30AM				1
STA ANNA													0.21 2:09PM			4
SINULATAN														0.22 1:00PM		4
BALINGOG WEST															0.20 1:48PM	4

DAILY SAMPLING: (1) Nearest point from every water source where full chlorination has been obtained (2) Nearest point of every distribution dead-end (3) nearest point reservoir outlet (4) Concessionaire's Tap  
RESIDUAL SAMPLERS:


REVIEWED By:

CERTIFIED By:

  
FRANCIS E. ESQUIVEL  
DIVISION MANAGER B-ENGINEERING

  
RAUDERICK A. RAMOS  
SR. WATER MAINTENANCE MAN-A

  
ROMMEL G. GRAGASIN  
DIVISION MANAGER B-PRODUCTION

  
ENGR. FELIXBERTO C. LEGARDA  
GENERAL MANAGER