


Republic of the Philippines  
GUIMBA WATER DISTRICT  
DAILY CHLORINE DIOXIDE RESIDUAL MONITORING REPORT  
AUGUST 1-15, 2019

SAMPLING LOCATION	DAYS OF THE MONTH ( Residual =PPM/ Time of Sampling)															REMARKS
	1	2	3	4	5	6	7	8	9	10	11	12	13	14	15	
SARANAY DISTRICT	0.35 8:34AM															4
CAWAYANG BUGTONG		0.34 8:43AM														4
BALINGOG EAST			0.34 9:46AM													4
CALEM				0.34 9:33AM												4
STA. VERONICA PUMPING STATION					0.35 8:06AM											1
BANTUG PUMPING STATION						0.35 9:30AM										1
NAGPANDAYAN							0.35 9:26AM									4
CAMIING								0.34 9:46AM								4
GUISET									0.34 9:56AM							4
CAVITE										0.34 9:18AM						4
SAN ANDRES PUMPING STATION											0.34 9:24AM					1
STO CRISTO DISTRICT												0.34 9:07AM				4
MATURANOC PUMPING STATION													0.33 10:18AM			1
BUNOL														0.33 9:46AM		4
CABALLERO															0.33 10:48AM	4

DAILY SAMPLING: (1) Nearest point from every water source where full chlorination has been obtained (2) Nearest point of every distribution dead-end (3) nearest point reservoir outlet (4) Concessionaire's Tap  
RESIDUAL SAMPLERS:

REVIEWED By:

CERTIFIED By:

  
FRANCIS E. ESQUIVEL  
DIVISION MANAGER B-ENGINEERING

  
CARLEN M. GUIANG  
DRIVER

  
ROMMEL G. GRAGASIN  
DIVISION MANAGER B-PRODUCTION

  
ENGR. FELIXBERTO C. LEGARDA  
GENERAL MANAGER


Republic of the Philippines  
GUIMBA WATER DISTRICT  
DAILY CHLORINE DIOXIDE RESIDUAL MONITORING REPORT  
AUGUST 16-31, 2019

SAMPLING LOCATION	DAYS OF THE MONTH (Residual =PPM/ Time of Sampling)																REMARKS
	16	17	18	19	20	21	22	23	24	25	26	27	28	29	30	31	
STA CRUZ	0.32 9:53AM																4
CONSUELO		0.33 9:17AM															4
BANTUG PUMPING STATION			0.33 8:43AM														1
SAN ANDRES PUMPING STATION				0.33 9:12AM													1
BACAYAO PUMPING STATION					0.33 7:36AM												1
PASONG INCHIK						0.33 9:34AM											4
SAN RAFAEL PUMPING STATION							0.33 9:36AM										1
SAN AGUSTIN								0.33 10:17AM									4
BACAYAO BOOSTER PUMPING STATION									0.32 8:11AM								3
LENNEC										0.32 10:53AM							4
SAN ROQUE PUMPING STATION											0.32 9:43AM						1
SAN ROFAEL PUMPING STATION												0.33 9:39AM					1
NARVACAN 1													0.33 9:46AM				4
NARVACAN 2														0.33 9:41AM			4
LAMORITO															0.32 10:26AM		4
CAMIING																0.32 9:43AM	4

DAILY SAMPLING: (1) Nearest point from every water source where full chlorination has been obtained (2) Nearest point of every distribution dead-end (3) nearest point reservoir outlet (4) Concessionaire's Tap  
RESIDUAL SAMPLERS:

REVIEWED By:

CERTIFIED By:

  
FRANCIS E. ESQUIVEL  
DIVISION MANAGER B-ENGINEERING

  
CARLEEN M. GUIANG  
DRIVER

  
ROMMEL G. GRAGASIN  
DIVISION MANAGER B-PRODUCTION

  
ENGR. FELIXBERTO C. LEGARDA  
GENERAL MANAGER



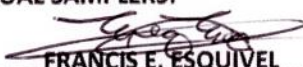
Republic of the Philippines  
GUIMBA WATER DISTRICT  
DAILY CHLORINE DIOXIDE RESIDUAL MONITORING REPORT  
SEPTEMBER 16-30, 2019

SAMPLING LOCATION	DAYS OF THE MONTH ( Residual =PPM/ Time of Sampling)																REMARKS
	16	17	18	19	20	21	22	23	24	25	26	27	28	29	30	31	
TRIALA	0.32 10:18AM																4
SAN ROQUE PUMPING STATION		0.29 2:45PM															1
BACAYAO PUMPING STATION			0.35 10:33AM														1
MATURANOC PUMPING STATION				0.29 10:18AM													1
SINULATAN					0.22 11:30AM												4
BALBALINO						0.33 10:50AM											4
SAN ROQUE PUMPING STATION							0.31 2:20AM										1
MATURANOC PUMPING STATION								0.29 11:27AM									1
CONSUELO									0.25 11:15AM								4
CATIMON										0.28 11:30AM							4
NAGPANDAYAN											0.25 1:30AM						4
BALBALINO												0.33 11:35AM					4
TAMPAC 1													0.29 1:29PM				4
SAN RAFAEL PUMPING STATION														0.30 10:50AM			1
BALINGOG WEST															0.26 10:23AM		4

DAILY SAMPLING: (1) Nearest point from every water source where full chlorination has been obtained (2) Nearest point of every distribution dead-end (3) nearest point reservoir outlet (4) Concessionaire's Tap  
RESIDUAL SAMPLERS:


REVIEWED By:

CERTIFIED By:

  
FRANCIS E. ESQUIVEL  
DIVISION MANAGER B-ENGINEERING

  
CARLUEN M. GUIANG  
DRIVER

  
ROMMEL G. GRAGASIN  
DIVISION MANAGER B-PRODUCTION

  
ENGR. FELIXBERTO C. LEGARDA  
GENERAL MANAGER

Republic of the Philippines  
GUIMBA WATER DISTRICT  
DAILY CHLORINE DIOXIDE RESIDUAL MONITORING REPORT  
SEPTEMBER 1-15, 2019

SAMPLING LOCATION	DAYS OF THE MONTH (Residual =PPM/ Time of Sampling)															REMARKS
	1	2	3	4	5	6	7	8	9	10	11	12	13	14	15	
MATURANOC PUMPING STATION	0.27 8:50AM															1
STA. VERONICA PUMPING STATION		0.37 8:50AM														1
SAN ANDRES PUMPING STATION			0.33 11:01AM													1
BANTUG PUMPING STATION				0.27 8:37AM												1
BACAYAO PUMPING STATION					0.33 8:37AM											1
CARDINAL						0.28 11:50AM										4
AGCANO							0.23 2:30PM									4
CATIMON								0.24 12:30PM								4
BANITAN									0.24 12:20PM							4
SAN ROQUE PUMPING STATION										0.33 12:08PM						1
SAN RAFAEL PUMPING STATION											0.35 11:48PM					1
BACAYAO BOOSTER PUMPING STATION												0.34 9:35AM				3
SAN BERNARDINO													0.24 10:00AM			1
SAN ANDRES PUMPING STATION														0.30 8:30AM		1
BANTUG PUMPING STATION															0.30 10:18AM	1

DAILY SAMPLING: (1) Nearest point from every water source where full chlorination has been obtained (2) Nearest point of every distribution dead-end (3) nearest point reservoir outlet (4) Concessionaire's Tap  
RESIDUAL SAMPLERS:

REVIEWED By:

CERTIFIED By:

  
FRANCIS E. ESQUIVEL  
DIVISION MANAGER B-ENGINEERING

  
CARLUEN M. GUIANG  
DRIVER

  
ROMMEL G. GRAGASIN  
DIVISION MANAGER B-PRODUCTION

  
ENGR. FELIXBERTO C. LEGARDA  
GENERAL MANAGER




Republic of the Philippines  
GUIMBA WATER DISTRICT  
DAILY CHLORINE DIOXIDE RESIDUAL MONITORING REPORT  
OCTOBER 1-15, 2019

SAMPLING LOCATION	DAYS OF THE MONTH ( Residual =PPM/ Time of Sampling)															REMARKS
	1	2	3	4	5	6	7	8	9	10	11	12	13	14	15	
BANITAN	0.24 10:41AM															4
BANTUG PUMPING STATION		0.22 9:21AM														1
STA.VERONICA PUMPING STATION			0.22 8:31AM													1
CASONGSONG				0.21 10:51AM												4
SAN RAFAEL PUMPING STATION					0.25 9:53AM											1
MATURANOC PUMPING STATION						0.32 8:40AM										1
BANTUG PUMPING STATION							0.27 8:50AM									1
PACAC								0.29 11:31AM								4
BANTUG									0.32 11:33PM							4
BALBALINO										0.29 9:50AM						4
LENNEC											0.31 1:30PM					4
CAWAYANG BUGTONG												0.29 10:30AM				4
NARVACAN 1													0.31 12:30PM			4
SAN ANDRES PUMPING STATION														0.25 7:35AM		1
SAN ANDRES															0.27 11:48AM	4

DAILY SAMPLING: (1) Nearest point from every water source where full chlorination has been obtained (2) Nearest point of every distribution dead-end (3) nearest point reservoir outlet (4) Concessionaire's Tap  
RESIDUAL SAMPLERS:

REVIEWED By:

CERTIFIED By:

  
FRANCIS E. ESQUIVEL  
DIVISION MANAGER B-ENGINEERING

  
CARLUEN M. GUIANG  
DRIVER

  
ROMMEL G. GRAGASIN  
DIVISION MANAGER B-PRODUCTION

  
ENGR. FELIXBERTO C. LEGARDA  
GENERAL MANAGER

Republic of the Philippines  
GUIMBA WATER DISTRICT  
DAILY CHLORINE DIOXIDE RESIDUAL MONITORING REPORT  
OCTOBER 16-31, 2019


SAMPLING LOCATION	DAYS OF THE MONTH (Residual =PPM/ Time of Sampling)																REMARKS
	16	17	18	19	20	21	22	23	24	25	26	27	28	29	30	31	
STA VERONICA PUMPING STATION	0.31 10:31AM																1
BANTUG PUMPING STATION		0.33 9:21AM															1
BANITAN			0.27 11:33AM														4
SAN BERNARDINO				0.27 11:41AM													4
CAMIING					0.26 12:15AM												4
CALEM						0.30 1:30PM											4
TAMPAC 2-3							0.34 3:00PM										4
SAN ANDRES PUMPING STATION								0.24 6:30AM									1
MACAMIAS									0.24 12:51PM								4
PARTIDA 1										0.26 11:52AM							4
SUBOL											0.26 12:30PM						4
CALEM												0.21 11:50AM					4
SAN ROQUE PUMPING STATION													0.28 10:55AM				1
MACATCATWIT														0.30 12:32PM			4
BALINGOG EAST															0.22 12:15PM		4
BACAYAO BOOSTER PUMPING STATION																0.31 9:05AM	3


DAILY SAMPLING: (1) Nearest point from every water source where full chlorination has been obtained (2) Nearest point of every distribution dead-end (3) nearest point reservoir outlet (4) Concessionaire's Tap

RESIDUAL SAMPLERS:

REVIEWED By:

CERTIFIED By:

  
FRANCIS E. ESQUIVEL  
DIVISION MANAGER B-ENGINEERING

  
CARLUEN M. GUIANG  
DRIVER

  
ROMMEL G. GRAGASIN  
DIVISION MANAGER B-PRODUCTION

  
ENGR. FELIXBERTO C. LEGARDA  
GENERAL MANAGER



Republic of the Philippines  
GUIMBA WATER DISTRICT  
DAILY CHLORINE DIOXIDE RESIDUAL MONITORING REPORT  
NOVEMBER 1-15, 2019

SAMPLING LOCATION	DAYS OF THE MONTH ( Residual =PPM/ Time of Sampling)															REMARKS
	1	2	3	4	5	6	7	8	9	10	11	12	13	14	15	
CATIMON	0.23 12:06PM															4
CARDINAL		0.22 11:48AM														4
AGCANO			0.21 11:44AM													4
BANITAN				0.20 12:33PM												4
STA.VERONICA PUMPING STATION					0.24 7:30AM											1
BANTUG PUMPING STATION						0.24 11:30AM										1
MATURANOC PUMPING STATION							0.27 9:15AM									1
SAN ANDRES PUMPING STATION								0.25 12:36AM								1
FAIGAL									0.28 10:35PM							4
CAVITE										0.20 11:55AM						4
BUNOL											0.22 8:36AM					4
GUISET												0.23 9:18AM				4
PACAC													0.24 11:51PM			4
LENNEC														0.20 12:30PM		4
BACAYAO PUMPING STATION															0.27 11:48AM	1

DAILY SAMPLING: (1) Nearest point from every water source where full chlorination has been obtained (2) Nearest point of every distribution dead-end (3) nearest point reservoir outlet (4) Concessionaire's Tap  
RESIDUAL SAMPLERS:

  
FRANCIS E. ESQUIVEL  
DIVISION MANAGER B-ENGINEERING

  
CARLUEN M. GUIANG  
DRIVER

REVIEWED By:

  
ROMMEL G. GRAGASIN  
DIVISION MANAGER B-PRODUCTION

CERTIFIED By:


  
ENGR. FELIXBERTO C. LEGARDA  
GENERAL MANAGER


Republic of the Philippines  
GUIMBA WATER DISTRICT  
DAILY CHLORINE DIOXIDE RESIDUAL MONITORING REPORT  
NOVEMBER 16-31, 2019

SAMPLING LOCATION	DAYS OF THE MONTH (Residual =PPM/ Time of Sampling)																REMARKS
	16	17	18	19	20	21	22	23	24	25	26	27	28	29	30	31	
CAMIING	0.22 8:50AM																4
BACAYAO PUMPING STATION		0.20 11:21AM															1
BACAYAO BOOSTER PUMPING STATION			0.25 10:32AM														3
SAN RAFAEL PUMPING STATION				0.31 8:41AM													1
MAYBUBON					0.33 9:03AM												4
PACAC						0.28 10:40AM											4
BANITAN							0.28 1:38PM										4
BUNOL								0.30 11:35AM									4
MNACSAC									0.31 9:36AM								4
TAMPAC 2-3 PUMPING STATION										0.36 9:24AM							1
TRIALA											0.39 9:20AM						4
SAN ANDRES PUMPING STATION												0.37 1:34PM					1
SAN ROQUE													0.36 9:28AM				4
MANACSAC														0.27 3:35PM			4
SAN ROQUE PUMPING STATION															0.31 11:35AM		1
BALBALINO																0.30 2:51PM	4


DAILY SAMPLING: (1) Nearest point from every water source where full chlorination has been obtained (2) Nearest point of every distribution dead-end (3) nearest point reservoir outlet (4) Concessionaire's Tap

RESIDUAL SAMPLERS:

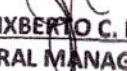
  
FRANCIS E. ESQUIVEL  
DIVISION MANAGER B-ENGINEERING

  
CARLUEN M. GUIANG  
DRIVER

REVIEWED By:

  
ROMMEL G. GRAGASIN  
DIVISION MANAGER B-PRODUCTION

CERTIFIED By:

  
ENGR. FELIXBERTO C. LEGARDA  
GENERAL MANAGER