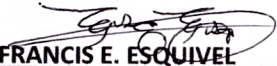


Republic of the Philippines  
GUIMBA WATER DISTRICT  
DAILY CHLORINE DIOXIDE RESIDUAL MONITORING REPORT  
FEBRUARY 16-29, 2020

SAMPLING LOCATION	DAYS OF THE MONTH (Residual =PPM/ Time of Sampling)																REMARKS
	16	17	18	19	20	21	22	23	24	25	26	27	28	29	30	31	
SAN BERNARDINO	0.30 8:56AM																4
BACAYAO BOOSTER PUMPING STATION		0.33 9:50AM															3
BACAYAO BOOSTER PUMPING STATION			0.33 8:50AM														1
BALBALINO				0.30 9:18AM													4
SINULATAN					0.30 9:15AM												4
STA. LUCIA						0.27 1:03PM											4
YUSON							0.28 2:21PM										4
MATURANOC PUMPING STATION								0.30 8:50AM									1
MAYBUBON									0.29 10:46AM								4
SAN AGUSTIN										0.27 9:51AM							4
BALINGOG WEST											0.25 1:356PM						4
TAMPAC 2-3 PUMPING STATION												0.27 9:36AM					1
SUBOL													0.25 10:10AM				4
ESCANO														0.27 3:07PM			4

DAILY SAMPLING: (1) Nearest point from every water source where full chlorination has been obtained (2) Nearest point of every distribution dead-end (3) nearest point reservoir outlet (4) Concessionaire's Tap  
RESIDUAL SAMPLERS:

  
FRANCIS E. ESQUIVEL  
DIVISION MANAGER B-ENGINEERING

  
CARLUEN M. GUIANG  
DRIVER

REVIEWED By:

  
ROMMEL B. GRAGASIN  
DIVISION MANAGER B-PRODUCTION

CERTIFIED By:

  
ENGR. FELIXBERTO C. LEGARDA  
GENERAL MANAGER


Republic of the Philippines  
GUIMBA WATER DISTRICT  
DAILY CHLORINE DIOXIDE RESIDUAL MONITORING REPO  
FEBRUARY 1-15, 2020


SAMPLING LOCATION	DAYS OF THE MONTH ( Residual =PPM/ Time of Sampling)															REMARKS
	1	2	3	4	5	6	7	8	9	10	11	12	13	14	15	
MANGANG MARIKIT	0.27 11:03AM															4
CATIMON		0.31 10:35AM														4
SAN RAFAEL PUMPING STATION			0.30 2:05PM													1
BANITAN				0.26 1:35PM												4
NAGPANDAYAN					0.27 2:20PM											4
CAINGIN T. ILOG						0.28 10:46AM										4
BANTUG PUMPING STATION							0.33 9:46AM									1
CABALLERO								0.31 9:06AM								4
SAN BERNARDINO									0.28 2:50PM							4
SAN ANDRES PUMPING STATION										0.28 10:09AM						1
STA. CRUZ											0.26 8:50PM					4
CONSUELO												0.28 8:36AM				4
SAN ROQUE PUMPING STATION													0.32 9:11AM			1
LENNEC														0.29 9:21AM		4
STA. VERONICA PUMPING STATION															0.31 8:46AM	1

DAILY SAMPLING: (1) Nearest point from every water source where full chlorination has been obtained (2) Nearest point of every distribution dead-end (3) nearest point reservoir outlet (4) Concessionaire's Tap  
RESIDUAL SAMPLERS:

REVIEWED By:

CERTIFIED By:

  
FRANCIS E. ESQUIVEL  
DIVISION MANAGER B-ENGINEERING

  
CARLUEN M. GUIANG  
DRIVER

  
ROMMEL G. GRAGASIN  
DIVISION MANAGER B-PRODUCTION

  
ENGR. FELIXBERTO C. LEGARDA  
GENERAL MANAGER