


Republic of the Philippines
GUIMBA WATER DISTRICT
DAILY CHLORINE DIOXIDE RESIDUAL MONITORING REPORT
JANUARY 16-31, 2019

SAMPLING LOCATION	DAYS OF THE MONTH (Residual =PPM/ Time of Sampling)																REMARKS
	16	17	18	19	20	21	22	23	24	25	26	27	28	29	30	31	
CASONGSONG	0.40 9:23AM																4
SAN MIGUEL		0.41 9:54AM															4
LAMORITO			0.40 9:49AM														4
MAYBUBON				0.41 9:58AM													4
CAWAYANG BUGTONG					0.40 9:47AM												4
SAN ROQUE PUMPING STATION CARDINAL						0.40 8:46AM											1
NAGPANDAYAN							0.41 8:50AM										4
BANITAN								0.41 8:58AM									4
BANTUG PUMPING STATION									0.41 8:43AM								4
CONSUELO										0.41 8:40AM							4
CABARUAN											0.41 8:46AM						4
SINULATAN												0.40 8:59M					4
MATURANOC PUMPING STATION													0.41 9:55AM				4
BUNOL														0.40 9:42AM			1
CULONG															0.40 8:32AM		4
																0.40 8:56AM	4

DAILY SAMPLING: (1) Nearest point from every water source where full chlorination have been obtained (2) Nearest point of every distribution dead-end (3) nearest point reservoir outlet (4) Concessionaire's Tap
RESIDUAL SAMPLERS:



FRANCIS E. ESQUIVEL
DIVISION MANAGER C-ENGINEERING


ARMANDO P. PISANTES
WATER MAINTENANCE FOREMAN

REVIEWED BY :


ROMMEL G. GRAGASIN
DIVISION MANAGER C-PRODUCTION

CERTIFIED:


ENGR. FELIXBERTO C. LEGARDA
GENERAL MANAGER

Republic of the Philippines
GUIMBA WATER DISTRICT
DAILY CHLORINE DIOXIDE RESIDUAL MONITORING REPORT
JANUARY 1-15, 2019


SAMPLING LOCATION	DAYS OF THE MONTH (Residual =PPM/ Time of Sampling)															REMARKS
	1	2	3	4	5	6	7	8	9	10	11	12	13	14	15	
SAN RAFAEL PUMPING STATION	0.40 9:44AM															1
STA. LUCIA		0.40 9:35AM														4
AYOS LOMBOY			0.40 9:45AM													4
CAVITE				0.40 8:35AM												4
STA. VERONICA PUMPING STATION					0.40 8:35AM											1
SAN ANDRES PUMPING STATION						0.41 9:47AM										4
GUISET							0.40 9:54AM									4
BALBALINO								0.40 9:47AM								1
CAMIING									0.41 8:58AM							4
CASONGSONG										0.40 9:05AM						4
BACAYAO PUMPING STATION											0.41 8:46AM					1
BACAYAO BOOSTER PUMPING STATION												0.40 9:00AM				3
LENNEC													0.41 9:25AM			4
PASONG INCHIK														0.41 8:55AM		4
MANGANG MARIKIT															0.41 9:39AM	4


DAILY SAMPLING: (1) Nearest point from every water source where full chlorination have been obtained (2) Nearest point of every distribution dead-end (3) nearest point reservoir outlet (4) Concessionaire's Tap
RESIDUAL SAMPLERS:


REVIEWED BY :

CERTIFIED:


FRANCIS E. ESQUIVEL
DIVISION MANAGER C-ENGINEERING


ARMANDO P. PISANTES
WATER MAINTENANCE FOREMAN


ROMMEL S. GRAGASIN
DIVISION MANAGER C-PRODUCTION


ENGR. FELIXBERTO C. LEGARDA
GENERAL MANAGER


Republic of the Philippines
GUIMBA WATER DISTRICT
DAILY CHLORINE DIOXIDE RESIDUAL MONITORING REPORT
FEBUARY 16-28, 2019


SAMPLING LOCATION	DAYS OF THE MONTH (Residual =PPM/ Time of Sampling)																REMARKS
	16	17	18	19	20	21	22	23	24	25	26	27	28	29	30	31	
SAN RAFAEL PUMPING STATION	0.40 9:44AM																1
CASONGSONG		0.40 8:55AM															4
SAN BERNARDINO			0.41 9:48AM														4
STA CRUZ				0.40 8:27AM													4
BACAYAO BOOSTER PUMPING STATION					0.41 7:14AM												3
BACAYAO PUMPING STATION						0.41 9:38AM											1
PASONG INCHIK							0.40 8:43AM										4
MANGANG MARIKIT								0.40 9:38AM									4
SAN MIGUEL									0.41 8:37AM								4
CASONGSONG										0.41 9:43AM							4
STA VERONICA PUMPING STATION											0.40 8:09AM						1
SARANAY												0.41 8:43AM					4
ST. JOHN													0.41 8:35AM				4


DAILY SAMPLING: (1) Nearest point from every water source where full chlorination have been obtained (2) Nearest point of every distribution dead-end (3) nearest point reservoir outlet (4) Concessionaire's Tap
RESIDUAL SAMPLERS:


REVIEWED BY :

CERTIFIED:


FRANCIS E. ESQUIVEL
DIVISION MANAGER C-ENGINEERING


ARMANDO P. PISANTES
WATER MAINTENANCE FOREMAN



ROMMEL G. GRAGASIN
DIVISION MANAGER C-PRODUCTION

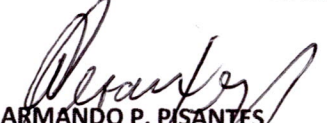

ENGR. FELIXBERTO C. LEGARDA
GENERAL MANAGER

Republic of the Philippines
GUIMBA WATER DISTRICT
DAILY CHLORINE DIOXIDE RESIDUAL MONITORING REPORT
FEBUARY 1-15, 2019

SAMPLING LOCATION	DAYS OF THE MONTH (Residual =PPM/ Time of Sampling)															REMARKS
	1	2	3	4	5	6	7	8	9	10	11	12	13	14	15	
SAN ROQUE PUMPING STATION	0.41 9:54AM															1
MANACSAC		0.40 2:23PM														4
CARDINAL			0.40 9:33AM													4
SAN ANDRES PUMPING STATION				0.40 8:58AM												1
BALBALINO					0.40 9:48AM											4
SAN FELIPE						0.40 9:28AM										4
CAMIING							0.40 2:43PM									4
NARVACAN 2								0.40 8:46AM								4
BANTUG PUMPING STATION									0.41 8:13AM							1
NAGPANDAYAN										0.40 8:32AM						4
STA CRUZ											0.41 9:57AM					4
BANITAN												0.40 8:19AM				4
MATURANOC PUMPING STATION													0.40 9:23AM			1
NAGLABRAHAN														0.41 9:55AM		4
BUNOL															0.40 9:39AM	4

DAILY SAMPLING: (1) Nearest point from every water source where full chlorination have been obtained (2) Nearest point of every distribution dead-end (3) nearest point reservoir outlet (4) Concessionaire's Tap
RESIDUAL SAMPLERS:



FRANCIS E. ESQUIVEL
DIVISION MANAGER C-ENGINEERING


ARMANDO P. PISANTES
WATER MAINTENANCE FOREMAN

REVIEWED BY :


ROMMEL S. GRAGASIN
DIVISION MANAGER C-PRODUCTION

CERTIFIED:


ENGR. FELIXBERTO C. LEGARDA
GENERAL MANAGER

Republic of the Philippines
GUIMBA WATER DISTRICT
DAILY CHLORINE DIOXIDE RESIDUAL MONITORING REPORT
MARCH 1-15, 2019


SAMPLING LOCATION	DAYS OF THE MONTH (Residual =PPM/ Time of Sampling)															REMARKS
	1	2	3	4	5	6	7	8	9	10	11	12	13	14	15	
BALBALINO	0.39 9:44AM															4
SAN MARCELINO		0.40 9:56AM														4
SAN ANDRES PUMPING STATION			0.40 8:49AM													1
RUFINA SUBDIVISION				0.40 8:52AM												4
STA. VERONICA PUMPING STATION					0.40 8:30AM											1
SARANAY DISTRICT						0.40 8:42AM										4
STA VERONICA							0.40 8:39AM									4
STO. CRISTO								0.40 8:46AM								4
ST. JOHN DISTRICT									0.40 8:37AM							4
BACAYAO BOOSTER PUMPING STATION										0.39 7:12AM						3
CASONGSONG											0.40 9:06AM					4
BACAYAO PUMPING STATION												0.40 8:50AM				1
NARVACAN 1													0.40 9:28AM			4
NARVACAN 2														0.40 9:57AM		4
SAN ROQUE PUMPING STATION															0.40 8:35AM	1

DAILY SAMPLING: (1) Nearest point from every water source where full chlorination have been obtained (2) Nearest point of every distribution dead-end (3) nearest point reservoir outlet (4) Concessionaire's Tap
RESIDUAL SAMPLERS:

REVIEWED BY :

CERTIFIED:


FRANCIS E. ESQUIVEL
DIVISION MANAGER C-ENGINEERING


ARMANDO P. PISANTES
WATER MAINTENANCE FOREMAN


ROMMEL G. GRAGASIN
DIVISION MANAGER C-PRODUCTION


ENGR. FELIXBERTO C. LEGARDA
GENERAL MANAGER

Republic of the Philippines
GUIMBA WATER DISTRICT
DAILY CHLORINE DIOXIDE RESIDUAL MONITORING REPORT
MARCH 16-31, 2019

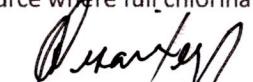
SAMPLING LOCATION	DAYS OF THE MONTH (Residual =PPM/ Time of Sampling)																REMARKS
	16	17	18	19	20	21	22	23	24	25	26	27	28	29	30	31	
CARDINAL	0.40 9:42AM																4
SULUETA SUBDIVISION		0.40 8:55AM															4
BANTUG PUMPING STATION			0.40 8:36AM														1
BALINGOG WEST				0.40 9:48AM													4
NAGPANDAYAN					0.40 9:56AM												4
MANACSAC						0.40 8:56AM											4
MATURANOC PUMPING STATION							0.40 8:46AM										1
STA. CRUZ								0.40 9:43AM									4
SINULATAN									0.40 8:59AM								4
TRIALA										0.40 8:48AM							4
SAN RAFAEL PUMPING STATION											0.40 8:40AM						1
LAMPORITO												0.40 2:35PM					4
SAN MIGUEL													0.40 9:53AM				4
PASONG INCHIK														0.40 8:52AM			4
MANGANG MARIKIT															0.40 8:53AM		4
PARTIDA 1																0.40 2:47PM	4

DAILY SAMPLING: (1) Nearest point from every water source where full chlorination have been obtained (2) Nearest point of every distribution dead-end (3) nearest point reservoir outlet (4) Concessionaire's Tap
RESIDUAL SAMPLERS:

REVIEWED BY :

CERTIFIED:


FRANCIS E. ESQUIVEL
DIVISION MANAGER C-ENGINEERING


ARMANDO P. PISANTES
WATER MAINTENANCE FOREMAN


ROMMEL G. GRAGASIN
DIVISION MANAGER C-PRODUCTION


ENGR. FELIXBERTO C. LEGARDA
GENERAL MANAGER

Republic of the Philippines
GUIMBA WATER DISTRICT
DAILY CHLORINE DIOXIDE RESIDUAL MONITORING REPORT
APRIL 1-15, 2019

SAMPLING LOCATION	DAYS OF THE MONTH (Residual =PPM/ Time of Sampling)															REMARKS
	1	2	3	4	5	6	7	8	9	10	11	12	13	14	15	
SAN RAFAEL PUMPING STATION	0.36 9:45AM															1
SAN MIGUEL		0.36 9:51AM														4
SAN FELIPE LENNEC			0.34 9:39AM													4
SAN ANDRES PUMPING STATION				0.36 8:33AM												1
STA. VERONICA PUMPING STATION					0.35 8:16AM											1
STO. CRISTO						0.36 8:52AM										4
CAWAYANG BUGTONG							0.35 9:18AM									4
STA. LUCIA								0.35 8:27AM								4
GUIMBA PUBLIC MARKET									0.35 8:41AM							4
MATURANOC PUMPING STATION										0.35 8:40AM						1
SINULATAN											0.35 9:58AM					4
SAN BERNARDINO												0.35 9:45AM				4
TRIALA													0.35 9:35AM			4
CATIMON														0.35 9:52AM		4
BALINGOG EAST															0.35 8:55AM	4

DAILY SAMPLING: (1) Nearest point from every water source where full chlorination have been obtained (2) Nearest point of every distribution dead-end (3) nearest point reservoir outlet (4) Concessionaire's Tap
RESIDUAL SAMPLERS:

REVIEWED BY :

CERTIFIED:


FRANCIS E. ESQUIVEL
DIVISION MANAGER C-ENGINEERING


ARMANDO P. PISANTES
WATER MAINTENANCE FOREMAN


ROMMEL G. GRAGASIN
DIVISION MANAGER C-PRODUCTION


ENGR. FELIXBERTO C. LEGARDA
GENERAL MANAGER


Republic of the Philippines
GUIMBA WATER DISTRICT
DAILY CHLORINE DIOXIDE RESIDUAL MONITORING REPORT
APRIL 16-30, 2019


SAMPLING LOCATION	DAYS OF THE MONTH (Residual =PPM/ Time of Sampling)																REMARKS
	16	17	18	19	20	21	22	23	24	25	26	27	28	29	30	31	
SAN ROQUE PUMPING STATION	0.34 8:46AM																1
BANITAN		0.33 9:25AM															4
BANTUG PUMPING STATION			0.35 8:16AM														1
CATIMON				0.34 9:53AM													4
NAGPANDAYAN					0.35 8:56AM												4
TAMPAC 2						0.35 8:43AM											4
ESCANO							0.33 9:49AM										4
AGCANO								0.35 9:57AM									4
MACAMIAS									0.35 9:55AM								4
BACAYAO PUMPING STATION										0.35 9:44AM							1
BACAYAO BOOSTER PUMPING STATION											0.34 8:05AM						3
MAYBUBON												0.33 9:56AM					4
SAN RAFAEL													0.34 9:49AM				4
MANGANG MARIKIT														0.35 8:44AM			4
PARTIDA II															0.34 9:18AM		4

DAILY SAMPLING: (1) Nearest point from every water source where full chlorination have been obtained (2) Nearest point of every distribution dead-end (3) nearest point reservoir outlet (4) Concessionaire's Tap
RESIDUAL SAMPLERS:


REVIEWED BY :

CERTIFIED:


FRANCIS E. ESQUIVEL
DIVISION MANAGER C-ENGINEERING


ARMANDO P. PISANTES
WATER MAINTENANCE FOREMAN


ROMMEL G. GRAGASIN
DIVISION MANAGER C-PRODUCTION


ENGR. FELIXBERTO C. LEGARDA
GENERAL MANAGER


Republic of the Philippines
GUIMBA WATER DISTRICT
DAILY CHLORINE DIOXIDE RESIDUAL MONITORING REPORT
MAY 16-31, 2019

SAMPLING LOCATION	DAYS OF THE MONTH (Residual =PPM/ Time of Sampling)																REMARKS
	16	17	18	19	20	21	22	23	24	25	26	27	28	29	30	31	
SAN ROQUE PUMPING STATION	0.35 8:36AM																1
BANITAN		0.36 9:47AM															4
BANTUG PUMPING STATION			0.36 9:42AM														1
CATIMON				0.35 8:48AM													4
NAGPANDAYAN					0.36 9:52AM												4
TAMPAC 2						0.35 9:09AM											4
STA. CRUZ							0.35 8:31AM										4
PARTIDA 1								0.35 8:39AM									4
MACAMIAS									0.35 9:06AM								4
BACAYAO PUMPING STATION										0.35 8:20AM							1
BACAYAO BOOSTER PUMPING STATION											0.35 8:33AM						3
MAYBUBON												0.35 8:43M					4
LAMORITO													0.35 9:25AM				4
MANGANG MARIKIT														0.35 9:52AM			4
LENNEC															0.35 9:27AM		4
FAIGAL																0.35 9:25AM	4

DAILY SAMPLING: (1) Nearest point from every water source where full chlorination have been obtained (2) Nearest point of every distribution dead-end (3) nearest point reservoir outlet (4) Concessionaire's Tap
RESIDUAL SAMPLERS:

REVIEWED BY :

CERTIFIED:


FRANCIS E. ESQUIVEL
DIVISION MANAGER C-ENGINEERING


ARMANDO P. PISANTES
WATER MAINTENANCE FOREMAN


ROMMEL S. GRAGASIN
DIVISION MANAGER C-PRODUCTION


ENGR. FELIXBERTO C. LEGARDA
GENERAL MANAGER

Republic of the Philippines
GUIMBA WATER DISTRICT
DAILY CHLORINE DIOXIDE RESIDUAL MONITORING REPORT
MAY 1-15, 2019

SAMPLING LOCATION	DAYS OF THE MONTH (Residual =PPM/ Time of Sampling)															REMARKS
	1	2	3	4	5	6	7	8	9	10	11	12	13	14	15	
BALBALINO	0.35 8:54AM															4
SAN MARCELINO		0.35 8:45AM														4
SAN FELIPE			0.35 9:37AM													4
SAN ANDRES PUMPING STATION				0.35 9:23AM												1
STA. VERONICA PUMPING STATION					0.36 9:07AM											1
STO. CRISTO						0.35 9:14AM										4
CAWAYANG BUGTONG							0.36 8:18AM									4
STA. LUCIA								0.35 7:03AM								4
GUIMBA PUBLIC MARKET									0.36 8:28AM							4
MATURANOC PUMPING STATION										0.36 9:45AM						1
SINULATAN											0.36 8:55AM					4
SAN BERNARDINO												0.35 9:35AM				4
TRIALA													0.35 9:37AM			4
CATIMON														0.35 9:46AM		4
SAN RAFAEL PUMPING STATION															0.35 9:50AM	1

DAILY SAMPLING: (1) Nearest point from every water source where full chlorination have been obtained (2) Nearest point of every distribution dead-end (3) nearest point reservoir outlet (4) Concessionaire's Tap
RESIDUAL SAMPLERS:

REVIEWED BY :

CERTIFIED:


FRANCIS E. ESQUIVEL
DIVISION MANAGER C-ENGINEERING


ARMANDO P. PISANTES
WATER MAINTENANCE FOREMAN


ROMMEL G. GRAGASIN
DIVISION MANAGER C-PRODUCTION


ENGR. FELIXBERTO C. LEGARDA
GENERAL MANAGER


Republic of the Philippines
GUIMBA WATER DISTRICT
DAILY CHLORINE DIOXIDE RESIDUAL MONITORING REPORT
JUNE 1-15, 2019

SAMPLING LOCATION	DAYS OF THE MONTH (Residual =PPM/ Time of Sampling)															REMARKS
	1	2	3	4	5	6	7	8	9	10	11	12	13	14	15	
CATIMON	0.35 9:14AM															4
TAMPAC 1		0.34 9:06AM														4
BANTUG PUMPING STATION			0.35 9:21AM													1
SAN ROQUE PUMPING STATION				0.35 8:46AM												1
BALINGOG EAST					0.35 9:49AM											4
BANITAN						0.35 8:49AM										4
BANTUG PUMPING STATION							0.35 8:36AM									1
MATURANOC PUMPING STATION								0.35 8:51AM								1
BUNOL									0.35 9:03AM							4
SARANAY DISTRICT										0.35 8:41AM						4
STA VERONICA PUMPING STATION											0.35 8:39AM					1
NICKVILLE SUBDIVISION												0.34 9:39AM				4
CULONG													0.35 9:38AM			4
CABALLERO														0.35 9:41AM		4
CAMIING															0.35 9:36AM	4

DAILY SAMPLING: (1) Nearest point from every water source where full chlorination have been obtained (2) Nearest point of every distribution dead-end (3) nearest point reservoir outlet (4) Concessionaire's Tap
RESIDUAL SAMPLERS:

REVIEWED BY :

CERTIFIED:


FRANCIS E. ESQUIVEL
DIVISION MANAGER C-ENGINEERING


CARLUEN M. GUIANG
DRIVER


ROMMEL G. GRAGASIN
DIVISION MANAGER C-PRODUCTION


ENGR. FELIXBERTO C. LEGARDA
GENERAL MANAGER

Republic of the Philippines
GUIMBA WATER DISTRICT
DAILY CHLORINE DIOXIDE RESIDUAL MONITORING REPORT
JUNE 16-30, 2019

SAMPLING LOCATION	DAYS OF THE MONTH (Residual =PPM/ Time of Sampling)																REMARKS
	16	17	18	19	20	21	22	23	24	25	26	27	28	29	30	31	
AYOSLOMBOY	0.35 9:06AM																4
BALBALINO		0.34 9:36AM															4
SAN MARCELINO			0.34 9:49AM														4
STA VERONICA PUMPING STATION				0.35 8:31AM													1
CAMIING					0.34 9:46AM												4
SAN ANDRES PUMPING STATION						0.34 9:43AM											1
BACAYAO BOOSTER PUMPING STATION							0.35 8:31AM										3
CASONGSONG								0.35 9:18AM									4
NARVACAN 2									0.35 9:43AM								4
PACAC										0.35 9:05AM							4
SAN RAFAEL PUMPING STATION											0.35 9:56AM						1
SAN MIGUEL												0.35 9:48AM					4
MAYBUBON													0.35 10:18AM				4
BACAYAO PUMPING STATION														0.35 8:56AM			1
LAMORITO															0.35 9:57AM		4

DAILY SAMPLING: (1) Nearest point from every water source where full chlorination have been obtained (2) Nearest point of every distribution dead-end (3) nearest point reservoir outlet (4) Concessionaire's Tap
RESIDUAL SAMPLERS:

REVIEWED BY :

CERTIFIED:


FRANCIS E. ESQUIVEL
DIVISION MANAGER C-ENGINEERING


CARLUEN M. GUIANG
DRIVER


ROMMEL G. GRAGASIN
DIVISION MANAGER C-PRODUCTION


ENGR. FELIXBERTO C. LEGARDA
GENERAL MANAGER


Republic of the Philippines
GUIMBA WATER DISTRICT
DAILY CHLORINE DIOXIDE RESIDUAL MONITORING REPORT
JULY 16-31, 2019

SAMPLING LOCATION	DAYS OF THE MONTH (Residual =PPM/ Time of Sampling)																REMARKS
	16	17	18	19	20	21	22	23	24	25	26	27	28	29	30	31	
CAVITE	0.35 9:18AM																4
BALBALINO		0.35 9:46AM															4
SITIO SAN FELIPE LENNEC			0.35 9:35AM														4
CAMIING				0.35 9:50AM													4
SAN ANDRES PUMPING STATION					0.35 9:21AM												1
RUFINA SUBDIVISION						0.35 8:57AM											4
PACAC							0.35 10:17AM										4
BANTUG BOOSTER PUMPING STATION								0.34 8:06AM									3
BACAYAO PUMPING STATION									0.35 9:16AM								1
LENNEC										0.35 10:03AM							4
SAN RAFAEL PUMPING STATION											0.35 9:46AM						1
MAYBUBON												0.35 10:41AM					4
BACAYAO PUMPING STATION													0.34 9:38AM				1
LENNEC														0.35 9:47AM			4
CASONGSONG															0.35 9:26AM		4
MANGANG MARIKIT																0.35 9:39AM	4


DAILY SAMPLING: (1) Nearest point from every water source where full chlorination have been obtained (2) Nearest point of every distribution dead-end (3) nearest point reservoir outlet (4) Concessionaire's Tap
RESIDUAL SAMPLERS:


REVIEWED BY :

CERTIFIED:


FRANCIS E. ESQUIVEL
DIVISION MANAGER C-ENGINEERING


CARLUEN M. GUIANG
DRIVER


ROMMEL G. GRAGASIN
DIVISION MANAGER C-PRODUCTION


ENGR. FELIXBERTO C. LEGARDA
GENERAL MANAGER


Republic of the Philippines
GUIMBA WATER DISTRICT
DAILY CHLORINE DIOXIDE RESIDUAL MONITORING REPORT
JULY 1-15, 2019

SAMPLING LOCATION	DAYS OF THE MONTH (Residual =PPM/ Time of Sampling)															REMARKS
	1	2	3	4	5	6	7	8	9	10	11	12	13	14	15	
BANTUG PUMPING STATION	0.35 8:46AM															1
CAWAYANG BUGTONG		0.35 9:53AM														4
AGCANO			0.34 9:48AM													4
CARDINAL				0.35 8:46AM												4
TAMPAC 1					0.35 9:43AM											4
SAN ROQUE PUMPING STATION						0.35 8:50AM										1
MANACSAC							0.35 9:33AM									4
STA VERONICA PUMPING STATION								0.35 8:45AM								1
TRIALA									0.35 9:29AM							4
ST. JOHN DISTRICT										0.35 9:41AM						4
BUNOL											0.34 9:47AM					4
ZULUETA SUBDIVISION												0.35 9:36AM				4
MATURANOC PUMPING STATION													0.34 9:38AM			1
CABALLERO														0.34 9:16AM		4
GUISET															0.35 9:58AM	4

DAILY SAMPLING: (1) Nearest point from every water source where full chlorination have been obtained (2) Nearest point of every distribution dead-end (3) nearest point reservoir outlet (4) Concessionaire's Tap
RESIDUAL SAMPLERS:


REVIEWED BY :

CERTIFIED:


FRANCIS E. ESQUIVEL
DIVISION MANAGER C-ENGINEERING


CARLUEN M. GUIANG
DRIVER


ROMMEL G. GRAGASIN
DIVISION MANAGER C-PRODUCTION


ENGR. FELIXBERTO C. LEGARDA
GENERAL MANAGER