

**GUIMBA WATER DISTRICT
STATEMENT OF FINANCIAL POSITION
AS OF SEPTEMBER 2019**

ASSETS

Current Assets

Cash and Cash Equivalent	12,578,976.49
Cash on Hand	653,560.88
10101010 Cash - Collecting Officers	633,560.88
Petty Cash	20,000.00
Cash in Bank-Local Currency	11,925,415.61
10102020 Cash in Bank-Local Currency, Current Account	5,895,937.35
10102030-01 Cash in Bank-Local Currency, Joint Savings Account	2,766,001.74
10102030-02 Cash in Bank-Local Currency, Savings Account	3,263,476.52
Receivables	13,135,057.27

Loans and Receivable Accounts	9,564,436.59
10301010 Accounts Receivable	9,872,214.90
10301011 Allowance for Impairment-Accounts Receivable	(307,778.31)
Net Value-Accounts Receivable	9,564,436.59

Other Receivable	3,570,620.68
10305010 Receivables-Disallowances/Charges	447,783.94
10305010 Receivables-Disallowances/Charges	1,538,248.50
10305020 Due From Officers and Employees	200,000.00
10305990 Other Receivable	286,979.82
10305990-01 Other Receivable- PSP	1,097,608.42

Inventories	5,347,518.88
10404190 Electrical Supplies Inventory	-
10404990 Other Supplies and Materials Inventory	4,965,623.53
10405020 Semi-Expendable Office Equipment	24,290.00
10405030 Semi-Expendable Information and Communication Technology	64,381.00
10405190 Semi-Expendable Other Machinery and Equipment	-
-03 Water Treatment Equipment	55,620.00
-04 Tools	175,097.35
10406010 Semi-Expendable Furiniture, Fixtures	62,507.00

Other Current Assets	101,832.16
10305070 Guaranty Deposit	101,832.16

Total Current Assets	31,163,384.80
-----------------------------	----------------------

Non-Current Assets

Property, Plant and Equipment	116,337,602.72
--------------------------------------	-----------------------



Land		4,269,505.26
10601010	Land	4,269,505.26
Infrastructure Assets		86,404,086.02
10603110	Plant-Utility Plant Services	86,404,086.02
10603110-08	Reservoir and Tanks	5,671,922.17
10603111-08	Accumulated Depreciation - Reservoir and Tank	(3,049,043.99)
	Net Value Reservoir and Tanks	2,622,878.18
10603110-09	Transmission and Distribution	111,423,081.53
10603111-09	Accumulated Depreciation - Transmission and Distribution	(28,103,683.03)
	Net Value Transmission and Distribution	83,319,398.50
10603110-12	Meters	-
10603111-12	Accumulated Depreciation - Meters	-
	Net Value- Meters	-
10603110-14	Hydrants	734,368.23
10603111-14	Accumulated Depreciation - Hydrants	(323,122.02)
	Net Value- Hydrants	411,246.21
10603110-16	Other Plants	70,042.25
10603111-16	Accumulated Depreciation - Other Plants	(19,479.12)
	Net Value- Other Plants	50,563.13
Building and Other Structures		3,766,398.53
10604010	Building	287,379.00
10604011	Accumulated Depreciation-Building	(35,563.15)
	Net Value-Building	251,815.85
10604070-02	Water Plant Structure and Improvement	5,307,775.88
10604071-02	Accumulated Depreciation- Water Plant Structure and Improvement	(1,793,193.20)
	Net Value-Water Plant Structure and Improvement	3,514,582.68
Machinery and Equipment		893,354.55
10605020	Office Equipment	1,180,852.31
10605021	Accumulated Depreciation-Office Equipment	(623,992.72)
	Net Value-Office Equipment	556,859.59
10605030	Information and Communication Technology Equipment	1,321,295.00
10605031	Accumulated Depreciation-Information and Commuation Technology Equipment	(984,800.04)
	Net Value-Information and Communication Technology Equipment	336,494.96
Other Machineries and Equipment		17,179,301.82
10605990-01	Power Production Equipment	12,141,863.61
10605991-01	Accumulated Depreciation - Power Production Equipment	(8,166,088.08)
	Net Value- Power Production Equipment	3,975,775.53
10605990-20	Pumping Equipment	33,202,656.12
10605991-20	Accumulated Depreciation - Pumping Equipment	(20,634,583.95)
	Net Value- Pumping Equipment	12,568,072.17
10605990-03	Water Treatment Equipment	333,940.00
10605991-04	Accumulated Value- Water Treatment Equipment	(58,326.30)
	Net Value- Water Treatment Equipment	275,613.70
10605990-99	Tools	417,732.00

10605991-99	Accumulated Depreciation- Tools	(57,891.58)
	Net Value- Tools	359,840.42
	Transportation Equipment	3,824,956.54
10606010	Motor Vehicles	5,949,512.37
10606011	Accumulated Depreciation-Motor Vehicle	(2,124,555.83)
	Net Value-Motor Vehicle	3,824,956.54
	Other Assets	460,700.85
19999990	Other Assets	45,508.64
19999990	Other Assets	415,192.21
	Construction in Progress	3,931,049.50
10699020	Construction in Progress - Infrastructure Asset	2,218,426.00
10699030	Construction in Progress - Building and Other Structures	1,046,859.50
10699060	Construction in Progress - Furnitures and Fixtures	17,764.00
10699070	Construction in Progress - Pumping Equipment	648,000.00
	Total Non - Current Assets	120,729,353.07
	Total Assets	151,892,737.87

LIABILITIES

Current Liabilities

	Financial Liabilities	3,619,056.69
	Payables	3,619,056.69
20101010	Accounts Payable -Current	3,619,056.69
	Inter-Agency Payables	1,591,554.13
20201010	Due to BIR	845,360.03
20201020	Due to GSIS	626,963.46
20201030	Due to Pag-IBIG	143,717.62
20201040	Due to Philhealth	46,602.97
20201060	Due to Government Corporation	(71,089.95)
	Bills/Bonds/Loans Payable	1,498,044.00
20102040-01	Loans Payable-Domestic	1,072,414.00
20102040-02	Loans Payable-Domestic	272,801.00
20102040-03	Loans Payable-Domestic	83,334.00
20102040-04	Loans Payable-Domestic	69,495.00
	Total Current Liabilities	6,708,654.82

Financial Liabilities

Bills/Bonds/Loans Payable	<u>41,300,143.19</u>
20102040-01 Loans Payable-Domestic	41,300,143.19
20102040-02 Loans Payable-Domestic	25,685,444.19
20102040-03 Loans Payable-Domestic	6,276,531.00
20102040-04 Loans Payable-Domestic	2,666,648.00
	6,671,520.00
Trust Liabilities	<u>700,780.13</u>
Trust Liabilities	700,780.13
20401040 Guaranty/Security Deposit Payable	700,780.13

Deferred Credits/Unearned Income**3,873,488.94**

20501990 Other Deferred Credits	447,788.94
20502990 Unearned Income (WMMF)	3,425,700.00

Provisions**9,867,820.11**

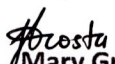
20601020 Leave Benefits Payable	9,867,820.11
---------------------------------	--------------

29999990 Other Payable - COA Region III	<u>600,000.00</u>
---	-------------------


Total Non-Current Liabilities**56,342,232.37****Total Liabilities****63,050,887.19****EQUITY**

30701010 Retained Earnings	73,887,822.92
Revenue /Income and Expense Summary	13,243,507.63
Prior Years' Adjustments	1,677,588.47
	32,931.66

Total Equity**88,841,850.68****Total Liabilities and Equity****151,892,737.87****Prepared By:**


Mary Grace D. Batangan
Division Manager B - Finance

Noted By:

Eng'r. Felixberto C. Legarda
General Manager B 

**GUIMBA WATER DISTRICT
STATEMENT OF COMPREHENSIVE INCOME
FOR THE MONTH OF SEPTEMBER 2019**

Income

Business Income

40202090	Waterworks System Fees		
-01	Metered Sales- General Customers	6,252,601.55	56,389,054.05
-02	Unmetered Sales to General Customers	-	-
-99	Other Water Works System Fess	-	-
40202160	Sales Revenue	129,270.10	1,391,856.14
40202210	Interest Income	2,203.73	7,803.08
40202230	Fines and Penalties-Business Income	354,287.69	3,114,190.91
40202990	Other Business Income	-	400,000.00
Total Business Income		6,738,363.07	61,302,904.18

Total Service and Business Income

6,738,363.07 61,302,904.18

Total Income

6,738,363.07 61,302,904.18

Expenses

Personal Services

Salaries and Wages

50101010	Salaries and Wages-Regular	(1,660,062.00)	(14,752,957.50)
50101020	Salaries and Wages-Casual/Contractual	(23,000.00)	(205,335.00)
Total Salaries and Wages		(1,683,062.00)	(14,958,292.50)

Other Compensation

50102010	Personnel Economic Relief Allowance (PERA)	(142,000.00)	(1,259,000.00)
50102020	Representation Allowance (RA)	(28,500.00)	(256,500.00)
50102030	Transportation Allowance (TA)	(28,500.00)	(256,500.00)
50102040	Clothing/Uniform Allowance	-	(426,000.00)
50102100	Honoraria	-	-
50102110	Hazard Pay	(35,500.00)	(314,500.00)
50102120	Longevity Pay	-	(20,000.00)
50102130	Overtime and Night Pay	(201,873.00)	(1,573,338.81)
50102140	Year End Bonus	-	-
50102150	Cash Gift	-	-
50102990	Other Bonuses and Allowances	-	-
-12	Productivity Enhancement Incentive - Civilian	-	-
-14	Performance Based Bonus - Civilian	-	-
-39	Mid Year Bonus	-	(1,523,692.00)

Total Other Compensation		(436,373.00)	(5,629,530.81)
Personnel Benefit Contributions			
50103010	Retirement and Life Insurance Premiums	(199,189.08)	(1,768,547.42)
50103020	Pag-IBIG Contributions	(7,100.00)	(62,000.00)
50103030	PhilHealth Contributions	(20,246.36)	(179,536.29)
50103040	Employee Compensation Insurance Premiums	(7,100.00)	(63,900.00)
	Provident/Welfare Fund Contribution	-	-
Total Personnel Benefit Contribution		(233,635.44)	(2,073,983.71)
Other Personnel Benefits			
50104010	Pension Benefits	-	-
50104020	Retirement Gratuity	-	-
50104030	Terminal Leave Benefits	-	-
50104990	Other Personnel Benefits	-	(24,250.00)
Total Other Personnel Benefits		-	(24,250.00)
Total Personnel Services		(2,353,070.44)	(22,686,057.02)
Maintenance and Other Operating Expenses			
Traveling Expense			
50201010	Traveling Expenses-Local	(39,350.00)	(379,082.00)
50201010	Traveling Expenses-Foreign	-	-
Total Traveling Expenses		(39,350.00)	(379,082.00)
Training and Scholarship Expenses			
50202010	Training Expenses	(44,041.79)	(766,090.42)
	Scholarship Grants/ Expenses	-	-
Total Training and Scholarship Expenses		(44,041.79)	(766,090.42)
Supplies and Materials Expenses			
50203010	Office Supplies Expenses	(2,872.25)	(154,992.50)
50203020	Accountable Forms Expenses	-	(216,000.00)
50203030	Non-Accountable Forms Expenses	-	(201,600.00)
50203090	Fuel, Oil and Lubricants Expenses-Motor Vehicle	(52,339.92)	(861,484.93)
50203090	Fuel, Oil and Lubricants Expenses-Genset	-	(274,474.55)
50203130	Chemical and Filtering Supplies Expense	(120,000.00)	(1,060,000.00)
50203210	Semi-Expendable Machinery and Equipment Expense	(445,850.00)	(2,664,000.00)
Total Supplies and Materials Expenses		(621,062.17)	(5,432,551.98)
Utilities Expenses			
50204020	Electricity Expenses - Office	(8,810.59)	(101,849.52)
50204020	Electricity Expenses - Pumping Stations	(598,764.76)	(6,727,528.89)
Total Utilities Expenses		(607,575.35)	(6,829,378.41)
Communication Expenses			

	Postage and Courier Services	-	(1,425.00)
50205020-01	Telephone Expenses - Mobile	(13,377.76)	(215,445.56)
50205020-02	Telephone Expenses - Landline	(4,619.39)	(42,262.47)
50205030	Internet Subscription Expenses	(8,307.38)	(74,399.16)
50205040	Cable, Satellite, Telegraph and Radio Expenses	(320.00)	(2,740.00)
Total Communication Expenses		(26,624.53)	(336,272.19)

Awards/Rewards, Prizes and Indemnities

50206030	Indemnities	-	-
Total Awards/Rewards, Prizes and Indemnities		-	-

Generation, Transmission and Distribution Expenses

50209010	Generation, Transmission and Distribution Expenses	(16,250.00)	(160,010.00)
-----------------	--	--------------------	---------------------

Confidential, Transmission and Distribution Expenses

50210030	Extraordinary and Miscellaneous Expenses	(19,597.95)	(28,342.95)
-----------------	--	--------------------	--------------------

Professional Services

50211010	Legal Services	-	-
50211020	Auditing Services	-	-
50211990	Other Professional Services	(5,000.00)	(101,500.00)
Total Professional Services		(5,000.00)	(101,500.00)

Repairs and Maintenance

50213030	Repairs and Maintenance-Infrastructure Assets		
-04	Water Supply System	(44,040.00)	(379,126.17)
-100	Meters	(91,218.80)	(970,205.69)
50213040	Repairs and Maintenance-Building and Other Structures		-
-01	Buildings	(272,117.00)	(280,844.42)
-03		-	(3,300.00)
-07	Water Plant, Structure and Improvements	(3,140.00)	(501,390.00)
50213050	Repairs and Maintenance-Machinery and Equipment		-
-02	Office Equipment	(1,500.00)	(40,439.00)
-03	ICT Equipment	(1,300.00)	(4,935.00)
-07	Communication Equipment	-	-
-16	Power Production Equipment	(440.00)	(15,427.27)
-17	Pumping Equipment	(1,442.00)	(53,130.00)
-18	Water Treatment Equipment	(52,792.00)	(62,852.00)
-19	Tools, Shops and Garage	-	(61,618.01)
-20	Power Operated Equipment	-	-
-99	Other Machinery Equipment	-	-
50213060	Repairs and Maintenance-Transportation Equipment	-	-
-1	Motor Vehicle	(29,525.17)	(309,556.87)
50213070	Repairs and Maintenance- Furniture and Fixtures	-	(12,573.00)
50213210	Repairs and Maintenance- Semi-Expendable Machinery Equ	-	-

50213220	Repairs and Maintenance- Semi-Expendable Machinery Fur	-	-
Total Repairs and Maintenance		(497,514.97)	(2,695,397.43)

Taxes, Insurance Premiums and Other Fees

50215010	Taxes, Duties and Licenses	-	(10,678.46)
	Franchise Tax	-	(635,806.43)
50215030	Insurance Expenses	-	(46,001.13)
Taxes, Insurance Premiums and Other Fees		-	(692,486.02)

Other Maintenance and Operating Expenses

50299010	Advertising, Promotional and Marketing Expenses	-	-
50299030	Representation Expenses	(441.00)	(237,750.35)
50299060	Membership Dues and Contribution to Organizations	-	(24,915.45)
50299120	Directors and Committee Member's Fee	(30,870.00)	(270,480.00)
50299990	Other Maintenance and Operating Expenses	(19,069.75)	(223,838.75)
Total Other Maintenance and Operating Expenses		(50,380.75)	(756,984.55)

Total Maintenance and Other Operating Expenses		(1,927,397.51)	(18,178,095.95)
---	--	-----------------------	------------------------

Financial Expenses

Financial Expenses

50301020	Interest Expenses	(241,901.00)	(2,284,335.00)
50301040	Bank Charges	(3,000.00)	(6,000.00)
Total Financial Expenses		(244,901.00)	(2,290,335.00)

Non-Cash Expenses

Depreciation

50501030	Depreciation-Infrastructure Assets		
	Transmission and Distribution	(278,557.71)	(2,386,130.71)
	Reservoir and Task	(14,179.81)	(127,618.24)
	Other Plants	(525.32)	(4,727.86)
	Hydrants	(1,835.92)	(16,523.28)
	Water Meter	-	-
50501040	Depreciation-Building and Other Structures		
	Building	(1,077.67)	(9,699.04)
	Water Plant, Structure and Improvement	(13,269.44)	(119,424.94)
50501050	Depreciation- Machinery and Equipment		
	Office Equipment	(10,576.50)	(69,463.49)
	ICT Equipment	(6,267.40)	(59,991.96)
	Tools	(3,132.99)	(28,196.91)
	Power Production Equipment	(31,279.83)	(281,518.48)
	Pumping Equipment	(163,853.83)	(1,459,628.02)
	Water Treatment Equipment	(5,009.10)	(33,365.70)
50501060	Depreciation- Transportation Equipment	(37,312.11)	(308,619.95)
50501070	Depreciation- Furniture, Fixtures and Books	-	-
Total Depreciation		(566,877.63)	(4,904,908.58)

Impairment Loss

50503020 Impairment Loss-Accounts Receivable

Total Non-Cash Expenses

Total Expenses

Profit/(Loss) Before Tax

Income Tax Expense/ (Benefit)

Profit/(Loss) After Tax

-	-
(566,877.63)	(4,904,908.58)
(5,092,246.58)	(48,059,396.55)
1,646,116.49	13,243,507.63
-	-
1,646,116.49	13,243,507.63

Prepared By:




Mary Grace D. Batangan

Division Manager B - Finance

Noted By:

Eng'r. Felixberto C. Legarda

General Manager B




**GUIMBA WATER DISTRICT
STATEMENT OF CASH FLOWS
FOR THE MONTH OF SEPTEMBER 2019**

CASH FLOWS FROM OPERATING ACTIVITIES

Cash Inflows		
Collection of Water Bill	6,269,076.89	56,039,153.93
Collection of Fines and Penalties	354,287.69	3,114,190.91
Collection of Receivables	-	-
Collection of Other Water Works System Fees	232,695.00	3,152,017.98
Collection of Other Revenues (WMMF)	258,230.55	2,552,931.96
Collection of COA Disallowances and Other Receivables	-	-
Bid Documents	-	5,000.00
Other Receipts	-	18,000.00
Return of Cash Advance	1,880.00	101,117.75
Total Cash Inflows	7,116,170.13	64,982,412.53
Cash Outflows		
Purchase of Supplies and Other Materials	14,336.50	6,168,366.00
Salaries and Wages- Regular	767,294.17	10,575,546.11
Salaries and Wages- Contractual	23,000.00	277,447.00
Other Compensation	294,373.00	4,237,514.50
Remittance to National Government Agencies	1,405,427.37	10,112,818.76
Grant of Cash Advance	210,000.00	450,000.00
Payment of Accounts Payable	-	487,286.47
Other Disbursement	3,000.00	6,000.00
Payment of Other Operating Expense	1,156,351.86	11,519,279.72
Total Cash Outflows	3,873,782.90	43,834,258.56
NET CASH PROVIDED BY/ (USED IN) OPERATING ACTIVITIES	3,242,387.23	21,148,153.97
CASH FLOWS FROM INVESTING ACTIVITIES		
ACTIVITIES		
Receipt of Interest Earned	2,203.73	7,803.08
Total Cash Inflows	2,203.73	7,803.08
Cash Outflows		
Acquisition of Property Plant and Equipment	3,484,915.61	13,159,032.26
Total Cash Outflows	3,484,915.61	13,159,032.26
NET CASH USED IN INVESTING ACTIVITIES	(3,482,711.88)	(13,151,229.18)
CASH FLOWS FROM FINANCING ACTIVITIES		
Cash Outflows		
Payment of Domestic Loan	735,370.00	6,619,717.00
Total Cash Outflows	735,370.00	6,619,717.00
NET CASH USED IN FINANCING ACTIVITIES	(735,370.00)	(6,619,717.00)
NET CASH PROVIDED BY/ (USED IN) OPERATING, INVESTING AND FINANCING ACTIVITIES	(975,694.65)	1,377,207.79
CASH AND CASH EQUIVALENTS- BEGINNING	13,554,671.14	11,201,768.70
CASH AND CASH EQUIVALENTS- ENDING	12,578,976.49	12,578,976.49

Prepared By:


Mary Grace D. Batangan
Division Manager B- Finance

Noted By:

Eng'r. Felixberto C. Legarda
General Manager- B 