

REPUBLIC OF THE PHILIPPINES  
PROVINCE OF NUEVA ECIJA  
GUIMBA WATER DISTRICT  
GUIMBA, NUEVA ECIJA





REPUBLIC OF THE PHILIPPINES  
**GUIMBA WATER DISTRICT**

TELEPHONE NO. (044) 611-1207

TELEFAX NO. (044) 611-0141

Corner Faigal and Danzalan Street, Brgy. Sta. Veronica, Guimba, Nueva Ecija

Email Address: [gwdcoc295@yahoo.com](mailto:gwdcoc295@yahoo.com)

Website: [guimbawaterdistrict.gov.ph](http://guimbawaterdistrict.gov.ph)

---

**REPORT ON CUSTOMER SATISFACTION ASSESSMENT**

**I. PURPOSE**

To evaluate the customer satisfaction thru feedback survey form on the services provided by the GWD that will help improve the quality of services the GWD provides.

**II. SCOPE**

A total of 30 concessionaires were randomly given the Concessionaire's Feedback Survey Form during work days from the period covered May 1-July 9, 2019. The Concessionaire's Feedback Survey Form was made available at the front door office, on top of the suggestion box.

The sampling method used was Accidental sampling (grab, convenience or opportunity sampling), a non-probability sampling which involves the sample being drawn from the part of the population which is close to hand. That is, a population is selected because it is readily available and convenient. (*en.m.wikipedia.org*)

**III. REFERENCES**

- 3.1 Concessionaire's Feedback Survey Form
- 3.2 Civil Service Commission Guidelines
- 3.3 Citizen's Charter

**IV. DEFINITION OF TERMS**

- 4.1 GWD- Guimba Water District
- 4.2 F- Frequency
- 4.3 TWF- Total Weighted Frequency
- 4.4 WM- Weighted Mean





REPUBLIC OF THE PHILIPPINES  
**GUIMBA WATER DISTRICT**

TELEPHONE NO. (044) 611-1207

TELEFAX NO. (044) 611-0141

Corner Faigal and Danzalan Street, Brgy. Sta. Veronica, Guimba, Nueva Ecija

Email Address: [gwdcoc295@yahoo.com](mailto:gwdcoc295@yahoo.com)

Website: [guimbawaterdistrict.gov.ph](http://guimbawaterdistrict.gov.ph)

**Table 1.**

**DISTRIBUTION OF RESPONDENTS ACCORDING TO ZONE**

ZONE	FREQUENCY (f)	PERCENTAGE
01. St. John	2	6.67%
02. Saranay& Zulueta	0	0.00%
03. -04. Sto. Cristo	2	6.67%
05.-06. Sta. Veronica	0	0.00%
07. Public Market	0	0.00%
08. Cavite & Rufina Homes	1	3.33%
09. San Roque & Sto. Cristo Lote	1	3.33%
10. Bantug	4	13.33%
11. Maturanoc	0	0.00%
12. Bacayao	0	0.00%
13. Pasong Inchik & San Rafael	0	0.00%
14. Casongsong	0	0.00%
15. Banitan	1	3.33%
16. Cawayan Bugtong	2	6.67%
17. Consuelo	0	0.00%
18. Caballero	1	3.33%
19. Trialala	0	0.00%
20. Pacac	0	0.00%
21. Cabaruan	0	0.00%
22. Lennec	2	6.67%
23. Narvacan 1	1	3.33%
24. Culong	0	0.00%
25. Ayos Lomboy	0	0.00%
26. San Andres	1	3.33%
27. Camiing	1	3.33%
28. Guiset	0	0.00%
29. Balbalino	1	3.33%
30. Narvacan 2	0	0.00%
31. Manggang Marikit	3	10.00%
32. Balingog East	1	3.33%
33. Bunol	0	0.00%
34. Naglabrahan	0	0.00%
35. Sitio San Felipe	0	0.00%
36. Sta. Lucia	0	0.00%
37. San Marcelino	0	0.00%
38. Sta. Cruz	0	0.00%
39. San Bernardino	0	0.00%



**REPUBLIC OF THE PHILIPPINES**  
**GUIMBA WATER DISTRICT**

TELEPHONE NO. (044) 611-1207

TELEFAX NO. (044) 611-0141

Corner Faigal and Danzalan Street, Brgy. Sta. Veronica, Guimba, Nueva Ecija

Email Address: [gwdcoc295@yahoo.com](mailto:gwdcoc295@yahoo.com)

Website: [guimbawaterdistrict.gov.ph](http://guimbawaterdistrict.gov.ph)

*Continuation of Table 1. DISTRIBUTION OF RESPONDENTS ACCORDING TO ZONE*

40. Tampac II-III	0	0.00%
41. Cardinal	1	3.33%
42. Tampac 1	1	3.33%
43. Manacsac	1	3.33%
44. Nagpandayan	1	3.33%
45. Catimon	0	0.00%
46. Balingog West	0	0.00%
47. Partida 1	0	0.00%
48. San Miguel	0	0.00%
49. Macatcatuit	1	3.33%
50. Sitio San Miguel	0	0.00%
51. Subol	0	0.00%
52. Maybubon	0	0.00%
53. Lamorito	0	0.00%
54. Galvan	0	0.00%
55. Calem	0	0.00%
56. Partida 2	0	0.00%
57. Macamias	0	0.00%
58. Sinulatan	0	0.00%
59. Bagong Barrio	0	0.00%
60. Agcano	0	0.00%
61. Yuson	0	0.00%
62. San Agustin	0	0.00%
63. Escaño	0	0.00%
64. Sta. Ana & Cavite Plum	0	0.00%
65. Faigal	0	0.00%
66. Caingin Tabing Ilog	1	3.33%
67. Licab	0	0.00%
68. Bulakid	0	0.00%

Table 1 shows the distribution of 30 respondents according to zone being served by the GWD. Majority of the respondents (13.33%) were from Bantug while there are no recorded respondents (0.00%) on a 69.12% from the 68 Zones served by the GWD.

Findings from the above table show that during the survey period since it is gathered thru convenience sampling only few or 30.88% become the respondents from 68 zones. Whereas the 69.12% from 68 zones like Saranay & Zulueta, Sta. Veronica, Public Market, Maturanoc, Bacayao, Pasong Inchik & San Rafael, Casongsong, Consuelo, Trialala, Pacac, Cabaruan, Culong, Ayos Lomboy, Guiset, Narvacan 2, Bunol, Naglabrahan, Sitio San Felipe, Sta. Lucia, San Marcelino, Sta. Cruz, San Bernardino, Tampac 2-3 Catimon, Balingog West, Partida 1,





REPUBLIC OF THE PHILIPPINES  
**GUIMBA WATER DISTRICT**

TELEPHONE NO. (044) 611-1207

TELEFAX NO. (044) 611-0141

Corner Faigal and Danzalan Street, Brgy. Sta. Veronica, Guimba, Nueva Ecija

Email Address: [gwdcoc295@yahoo.com](mailto:gwdcoc295@yahoo.com)

Website: [guimbawaterdistrict.gov.ph](http://guimbawaterdistrict.gov.ph)

San Miguel and Sitio San Miguel, Subol, Maybubon, Lamorito, Galvan, Calem, Partida 2, Macamias, Sinulatan, Bagong Barrio, Agcano, Yuson, San Agustin, Escaño, Sta. Ana & Cavite Plum, Faigal, Sitio Bardias of Licab, and Bulakid has no respondents present during the survey.

**Table 2.**

**DISTRIBUTION OF RESPONDENTS ACCORDING TO TRANSACTION AND  
 OTHER SERVICE REQUEST**

<b>Uri ng Transaksyon</b>	<b>F</b>	<b>Percentage</b>
1. Pagbabayad sa Cashier	7	23.33%
2. New Service Connection	2	6.67%
3. Reconnection	1	3.33%
4. Service Disconnection	1	3.33%
5. Service line leak	3	10%
<b>Iba pang service request</b>		
6. Re-reading of water meter	4	13.22%
7. Low water supply/no water supply	3	10%
8. Change name	2	6.67%
9. Relocation ng water meter	3	10%
10. Request para sa senior citizen discount	3	10%
11. Meter calibration	1	3.33%
<b>TOTAL</b>	<b>30</b>	<b>100.00%</b>

The table 2 above shows the distribution of respondents according to their transaction and services provided by the GWD. Majority of the respondents (23.33%) were concessionaires paying for their water bills. In contrast, the smallest number of transaction (3.33% each) answered by the respondents were from Reconnection, Service Disconnection and Meter Calibration.



**REPUBLIC OF THE PHILIPPINES**  
**GUIMBA WATER DISTRICT**

TELEPHONE NO. (044) 611-1207

TELEFAX NO. (044) 611-0141

Corner Faigal and Danzalan Street, Brgy. Sta. Veronica, Guimba, Nueva Ecija

Email Address: [gwdcoc295@yahoo.com](mailto:gwdcoc295@yahoo.com)

Website: [guimbawaterdistrict.gov.ph](http://guimbawaterdistrict.gov.ph)

**Table 3.**

**DISTRIBUTION OF RESPONDENTS ACCORDING TO THE QUALITY OF WATER**

Item Statement	Responses			TWF	WF	Verbal Interpretation
<b>I. Serbisyon Pantubig</b>	<b>3</b>	<b>2</b>	<b>1</b>			
▪ Linaw ng tubig ng GWD sa inyong lugar?	24	5	1	83	2.77	Very Good
▪ Lasa ng tubig ng GWD sa inyong lugar?	25	3	2	83	2.77	Very Good
▪ Amoy ng tubig ng GWD sa inyong lugar?	26	3	1	85	2.83	Very Good
▪ Lakas ng pressure ng tubig ng GWD sa inyong lugar?	21	2	7	74	2.47	Good
<b>Average Weighted Mean</b>					2.71	Very Good

***\*Interpretation on responses***

3- Malinaw, Walang lasa, Walang amoy, Malakas

2- Kailangan ng pagbabago

1- Malabo, May lasa, May amoy, Mahina

***\*Weighted Mean Variance***

3.00-2.50 - Very Good

2.49-2.00 - Good

1.99-1.00 - Poor

Table 3 shows the distribution of respondents according to the quality of water being served by the GWD within its area. It shows that 80% among the 30 respondents answered that the water being produced by GWD based on clarity is graded "very good" while 16.67% out of 30 respondents answered that the clarity of water being supplied to the concessionaires needs improvement. When it comes to the taste of the water being supplied 83.33% rated it "very good" while 10% among 30 respondents answered that the taste of the water needs improvement, while 6.67% said that the water has a lot of chlorine thus suggesting that there is a need to lessen the amount of chlorine being distributed. Regarding on the smell of water being supplied, 86.67% among 30 respondents rated it "very good" while 10% out of 30 respondents asked for improvement and 3.33% answered that there is a foul odor coming from the water being supplied. When it comes to the pressure being supplied by the GWD, 70% among 30 respondents answered that water being supplied to them is enough thus obtaining a rate of "good", 23.33% among 30 respondents said that the water is too low or sometimes has no water supply within their area, while 6.67% asked for the improvement on the water pressure being supplied.





REPUBLIC OF THE PHILIPPINES  
**GUIMBA WATER DISTRICT**

TELEPHONE NO. (044) 611-1207

TELEFAX NO. (044) 611-0141

Corner Faigal and Danzalan Street, Brgy. Sta. Veronica, Guimba, Nueva Ecija

Email Address: [gwdcoc295@yahoo.com](mailto:gwdcoc295@yahoo.com)

Website: [guimbawaterdistrict.gov.ph](http://guimbawaterdistrict.gov.ph)

Table 4.

**DISTRIBUTION OF RESPONDENTS ACCORDING TO THE LEVEL OF  
CUSTOMER SERVICE QUALITY**

Item Statement	Responses			TWF	WF	Verbal Interpretation
<b>II. Serbisyon Pantao</b>	<b>3</b>	<b>2</b>	<b>1</b>			
▪ Oras ng paghihintay	28	2	0	<b>88</b>	<b>2.93</b>	<b>Very Good</b>
▪ Malinaw ang ibinigay na panuto	29	0	1	<b>88</b>	<b>2.93</b>	<b>Very Good</b>
▪ Magalang at propesyunal ang mga empleyado	28	2	0	<b>88</b>	<b>2.93</b>	<b>Very Good</b>
<b>Average Weighted Mean</b>					<b>2.93</b>	<b>Very Good</b>

*\*Interpretation on responses*

3- Oo

2- Kailangan ng pagbabago

1- Hindi

*\*Weighted Mean Variance*

3.00-2.50 - Very Good

2.49-2.00 - Good

1.99-1.00 - Poor

Table 4 shows the distribution of respondents according to the level of customer service quality among the concessionaires. It shows that 93.33% among the 30 respondents believe that the time of waiting before they are to be served is reasonable enough and so it was rated as "very good" while 6.67% answered that the time of waiting needs to be improved. When asked on the clarity of instruction from the employees 96.67% responds that they are given a clear and understandable instruction thus being rated as "very good" while only 3.33% answered that the instructions given to them are unclear. Regarding on the attitude of the employees 93.33% among the 30 respondents answered that the employees are professional and courteous thus gain a verbal rate of "very good" while 6.67% answered that employees should improve their attitude.



REPUBLIC OF THE PHILIPPINES  
**GUIMBA WATER DISTRICT**

TELEPHONE NO. (044) 611-1207

TELEFAX NO. (044) 611-0141

Corner Faigal and Danzalan Street, Brgy. Sta. Veronica, Guimba, Nueva Ecija

Email Address: [gwdcoc295@yahoo.com](mailto:gwdcoc295@yahoo.com)

Website: [guimbawaterdistrict.gov.ph](http://guimbawaterdistrict.gov.ph)

Table 5.

**DISTRIBUTION OF RESPONDENTS ACCORDING TO THE LEVEL OF QUALITY  
 ON THE FACILITIES AND AMENITIES PROVIDED BY GWD**

Item Statement	Responses			TWF	WF	Verbal Interpretation
<b>III. Pasilidad</b>	<b>3</b>	<b>2</b>	<b>1</b>			
▪ Malinis at komportable na pasilidad	24	6	0	<b>84</b>	<b>2.80</b>	<b>Very Good</b>
▪ Nakatatanggap ng text message mula sa GWD	22	0	8	<b>74</b>	<b>2.47</b>	<b>Good</b>
<b>Average Weighted Mean</b>					<b>2.64</b>	<b>Very Good</b>

*\*Interpretation on responses*

3- Oo

2- Kailangan ng pagbabago

1- Hindi

*\*Weighted Mean Variance*

3.00-2.50 - Very Good

2.49-2.00 - Good

1.99-1.00 - Poor

Table 5 shows the distribution of respondents according to the level of quality on the facilities and amenities provided by GWD, when asked about the level of compatibility and cleanliness on the workspace, 80% among 30 respondents answered that the office is comfortable and is well-ventilated thus gaining a rate of "very good" while 20% of the respondents believe that the facilities are in need of improvement. On asked if they are able to receive text messages about announcements and other concerns, 73.33% answered they are able to receive messages being rated as "good", while 26.67% among 30 respondents failed to receive any messages.





**REPUBLIC OF THE PHILIPPINES**  
**GUIMBA WATER DISTRICT**

**TELEPHONE NO. (044) 611-1207**

**TELEFAX NO. (044) 611-0141**

**Corner Faigal and Danzalan Street, Brgy. Sta. Veronica, Guimba, Nueva Ecija**

**Email Address: [gwdcoc295@yahoo.com](mailto:gwdcoc295@yahoo.com)**

**Website: [guimbawaterdistrict.gov.ph](http://guimbawaterdistrict.gov.ph)**

## **V. SUMMARY, CONCLUSION AND RECOMMENDATION**

Customer satisfaction indicates the fulfillment that customers derive from doing business with a firm. In other words, it's how happy the customers are with their transaction and overall experience with the company.

Customer satisfaction can be defined as an overall customer attitude towards a service provider, an emotional reaction to the difference between what customers anticipate and what they receive, regarding the fulfillment of some need, goal or desire. It is a highly variable personal assessment that is greatly influenced by individual expectations based on its own information, expectations, direct contact and interactions, and circumstances. Customer satisfaction characterizes itself by a high degree of word-of-mouth where satisfied customers are most likely to share their experiences with other people. Equally well, dissatisfied customers are more likely to tell another people their unfortunate experience.

The results of the survey provide evidence that GWD concessionaires are satisfied with the services provided. This is evident with the average weighted mean of 2.71 which implies that the overall quality of water that GWD provide is "very good". This is a proof that GWD is true to its vision of providing clean, clear and safe water to all concessionaires of the municipality of Guimba. In terms of concessionaires' satisfaction on Customer Service of GWD, it is also apparent that concessionaires are pleased with how GWD employees transact with them. The average weighted mean of 2.93 implies that the overall quality of customer service that GWD provides is "very good". As stated in the Citizen's Charter, GWD officials and personnel are committed to serve with utmost courtesy, efficiency and urgency. Lastly the average weighted mean of 2.64 on the results of survey pertaining to the overall quality of facilities that GWD have, also implies that the quality of GWD facilities is very good.

Though the overall result of the customer feedback provided a very good result, it is strongly recommended that GWD should continue to strive harder to continuously achieve its vision and mission and always comply with the response time to customer feedback according to its Citizen's Charter. The monthly conducting of water tests and flushing, and chlorine residual testing must be done frequently to ensure that water provided to all concessionaires is safe and clear. Monitoring of pressure and ocular inspection should be conducted to areas with low pressure complaints to assess and plan for effective and efficient way to improve water pressure. Guimba Water District's employees should always be equipped with knowledge, skills and right attitude to serve with utmost courtesy, efficiency and urgency. They should respond to every queries and complaints about the district's services the soonest possible time. Employees should also welcome every concessionaire's comments, suggestions and needs, including those with special needs such as PWDs, pregnant women and senior citizens. Lastly, the GWD employees should deliver services under strict compliance with prescribed standards.



REPUBLIC OF THE PHILIPPINES  
**GUIMBA WATER DISTRICT**

TELEPHONE NO. (044) 611-1207

TELEFAX NO. (044) 611-0141


Corner Faigal and Danzalan Street, Brgy. Sta. Veronica, Guimba, Nueva Ecija

Email Address: [gwdcoc295@yahoo.com](mailto:gwdcoc295@yahoo.com)


Website: [guimbawaterdistrict.gov.ph](http://guimbawaterdistrict.gov.ph)

---


Prepared by:

  
DIANE ERICA B. BALTAZAR  
Customer Service Officer A

Reviewed by:

  
ARISTOTLE G. MUÑOZ  
Division Manager C- Administrative

Noted by:

  
ENGR. FELIXBERTO C. LEGARDA  
General Manager C





REPUBLIC OF THE PHILIPPINES  
**GUIMBA WATER DISTRICT**

TELEPHONE NO. (044) 611-1207

TELEFAX NO. (044) 611-0141

Corner Faigal and Danzalan Street, Brgy. Sta. Veronica, Guimba, Nueva Ecija

Email Address: [gwdcoc295@yahoo.com](mailto:gwdcoc295@yahoo.com)

Website: [guimbawaterdistrict.gov.ph](http://guimbawaterdistrict.gov.ph)

**SUMMARY OF COMPLETED COMPLAINTS**


SERVICE REQUESTS	MARCH	APRIL	MAY	JUNE	JULY	TOTAL
Leak main line	0	0	3	2	4	9
Leak service line	43	58	40	34	32	207
Transfer Location of meter	11	11	15	6	11	54
Change meter	13	5	1	4	3	26
Change gate valve	17	21	24	15	18	95
Change magnetic valve	14	8	11	11	13	57
Re-reading of meter	4	3	1	4	4	16
Low/no water supply	1	4	5	4	3	17
Uncemented meter stand	1	0	0	0	8	9
Leak on meter stand	4	5	13	3	14	39
No meter cage	4	3	4	4	2	17
Flushing	2	2	0	1	6	11
Elevate water meter	1	1	0	1	10	13
Inverted installation of water meter	0	1	0	1	0	2
<b>TOTAL</b>	<b>115</b>	<b>122</b>	<b>117</b>	<b>90</b>	<b>128</b>	

Prepared by:

  
**DIANE ERICA DG. BARAWID**

Customer Service Officer A

Reviewed by:

  
**FRANCIS E. ESQUIVEL**

Division Manager C- Engineering

Approved by:

  
**ENGR. FELIXBERTO C. LEGARDA**

General Manager C